

UBIK

Designing depth



Our values/

Made in Italy

Selezioniamo le migliori materie prime e, secondo canoni estetici e funzionali, le trasformiamo in prodotti che interpretano con creatività il gusto italiano. Utilizziamo in uguale misura passione e tecnologia, cura del dettaglio e precisione, chimica e cultura, estetica e attenzione all'ambiente. Per noi Made in Italy è racchiudere tutto questo in ogni singolo prodotto.

Made in Italy

We pick the very best raw materials and we follow aesthetics and functional criteria to turn them into products embodying Italian taste and excellence. We sharply combine passion and technology, creativity and accuracy, science and culture, and environmental friendliness. To all of us, Made in Italy means gathering these features into every single product.

Greenthinking

Recuperiamo il 100% dell'acqua, autoproduciamo il 65% dell'energia, differenziamo il 98% dei rifiuti. Siamo stati i primi del settore ceramico a ottenere la certificazione PEF e tra i primi a guadagnarci l'EPD, la FDES e la HPDC. La maggior parte dei nostri prodotti è compatibile con lo standard LEED - Leadership in Energy and Environmental Design. Questo per noi è Greenthinking: un promessa molto seria, un impegno quotidiano.



Greenthinking

We recycle 100% of our water, produce 65% of our energy, separate 98% of our waste. We were the first company in the ceramic industry to obtain PEF certification and were among the first to earn the EPD, the FDES, and the HPDC certifications. The majority of our products comply with the LEED - Leadership in Energy and Environmental Design - standard. Greenthinking implies a solemn promise, an everyday commitment.

GRES PORCELLANATO
PORCELAIN STONEWARE

Effetto pietra
Stone effect

UBIK
Designing depth



ISPIRAZIONE/ INSPIRATION

La materia disegna lo spazio

Ubik sfoggia un effetto ardesia modellato secondo le direzioni e le sfumature delle vene rocciose. Il ritmo grafico riproduce spaccature naturali e consistenze diverse, profonde, di una lucentezza quasi metallica. L'energia equilibrata della linea stimola progetti all'avanguardia ma senza eccessi, all'insegna del comfort indoor e outdoor.

Material designs space

Ubik shows a slate-like appeal following the directions and shades of the stone veins. The graphic path reproduces natural splits and deep textures, revealing a subtle metallic sheen. The balanced force of the ceramic collection stimulates cutting-edge yet laid-back projects, where indoor and outdoor comfort speaks for itself.



INDOOR

120x120 9 mm
60x120 9 mm
30x120 9 mm
60x60 9 mm
30x60 9 mm
9,7x60 9 mm

OUTDOOR

60x120 K2 20mm
60x60 K2 20mm

8
FORMATI/
SIZES

2
SPESSORI/
THICKNESSES

Formati e spessori

La ricchezza compositiva di Ubik si gioca in otto formati per esterni e interni. Tra questi trovano spazio sia le piccole dimensioni, come il 9,7x60 cm, sia modelli ampi come il 120x120 cm. L'eleganza massiccia del 2 cm di spessore, in 60x60 e 60x120 cm permette di coprire camminamenti o cortili all'aperto, esposti a cambiamenti di temperatura o di condizioni atmosferiche.

Sizes and thicknesses

Ubik's compositional brilliance lies in a range of eight formats made for exteriors and interiors. These include small formats, such as 9.7x60cm, and larger ones, like 120x120cm. The massive elegance of 2cm-thick tiles, in 60x60 and 60x120cm sizes, allows to pave external walkways or courtyards, exposed to temperature fluctuations or changes in weather.



5 COLORI/ COLORS


2 SUPERFICI/ SURFACES

Colori e superfici

La palette colori di Ubik — Greige, Ivory, Grey, Walnut e Anthracite — rimanda ad atmosfere dal minimalismo soft, molto richieste dal contemporaneo. I cinque toni mostrano temperamenti diversi di una sola linea, perfettamente inserita nella vita urbana: la superficie è disponibile in R10, dalla mano morbida e facile da pulire, o in struttura R11, ideale per esterni bagnati.

Colors and surfaces

Ubik's color palette — Greige, Ivory, Grey, Walnut e Anthracite — helps creating atmospheres of soft vibrancy creating visual connections between present and future trends. The five shades reveal different temperaments of the same line, already in tune with urban life: the surface is available in R10, an easy-to-clean finishing, or in the R11 structure, ideal to cover wet outdoor spaces.




anthracite

*Il lato dark della collezione guarda ad ambienti in ceramica urban-chic: il suo look si intona a lounge bar, hall e showroom alla moda, dove trovano slancio nuove affinità estetiche /
The dark side of the collection points at urban-chic situations; its look fits trendy lounge bars, halls, and showrooms, right where new aesthetic connections find momentum*

120x120 (48"x48")

DOLMIX GREY
120x278 (48"x110")





120x120 (48"x48")



ubik anthracite

60x120 (24"x48")



120x120 (48"x48")

DOLMIX GREY
120x278 (48"x110")

ubik anthracite

greige

*La cromia mista permette a Ubik di accostarsi a volumi soffici o geometrici, sempre con garbo.
In ambienti privati o conviviali, Greige porta armonia ed equilibrio stilistico /
This mixed color gracefully allows Ubik to flatter soft or geometric volumes. In private or convivial
settings, Greige knows how to get the ideal balance between decor and lifestyle*

30x120 (12"x48")



30x120 (12"x48")



ubik greige



30x120 (12"x48")

30x120 (12"x48")

grey

*Una nuance intramontabile tinge l'effetto ardesia, per indole in sintonia con infiniti paesaggi architettonici. È disinvolto sia tra pareti domestiche, sia in spazi esposti /
A classic nuance dyes the slate effect and opens up to infinite architectural landscapes.
It effortlessly reveals its charm both between home walls and in external spaces*

60x120 (24"x48") - 9,7x60 (37/8"x24")

ELEMENTS DESIGN BLACK
LAVELLO A COLONNA / COLUMN SINK HOME DECOR
50x50x85 (20"x20"x33³/₈")

ELEMENTS DESIGN WHITE
PIATTO DOCCIA FILO PAVIMENTO / SHOWER TRAY FLOOR LEVEL HOME DECOR
90x160 (36"x64")






60x120 (24"x48")

9,7x60 (3⁷/₈"x24")

ELEMENTS DESIGN BLACK
LAVELLO A COLONNA / COLUMN SINK HOME DECOR
50x50x85 (20"x20"x33³/₈")

ubik grey

120x120 (48"x48")



ubik grey

ivory

*Un chiarore nuovo ammorbidisce la fisionomia tipica dell'ardesia. Il fondo avorio dona allo spazio un'eleganza lieve, romantica, il massimo per boutique o salotti bon ton /
A new flare softens the hard physiognomy of slate. The ivory background brings comfortable, romantic elegance to spaces like fancy boutiques or bon ton lounges*

60x120 (24"x48") K2 20 mm - 60x120 (24"x48")





60x120 (24"x48") K2 20 mm

ubik ivory



60x120 (24"x48") K2 20 mm - 60x120 (24"x48")



60x120 (24"x48") K2 20 mm

ubik ivory


walnut


*In superficie va in scena il calore discreto di una tinta morbida, piena. Le sfumature color terra è uno sfondo ceramico perfetto per paesaggi decorativi d'ispirazione vintage /
The discreet warmth of a honey tint reaches the ceramic surface.
The earth-colored pigments make a perfect background for vintage-designed scenes*

60x120 (24"x48")

PLUS ATELIER TINTA UNITA 510U
LAVELLO DA APPOGGIO / COUNTERTOP SINK HOME DECOR
35x50x8,5 (13^{12/16}"x20"x3^{11/32}")

ELEMENTS DESIGN TAUPE
PIATTO DOCCIA FILO PAVIMENTO / SHOWER TRAY FLOOR LEVEL HOME DECOR
80x120 (32"x48")





60x120 (24"x48")



60x120 (24"x48")

ubik walnut

60x120 (24"x48")

PLUS ATELIER TINTA UNITA 510U
LAVELLO DA APPOGGIO /
COUNTERTOP SINK HOME DECOR
35x50x8,5 (13¹²/₁₆"x20"x3¹¹/₃₂"

ELEMENTS DESIGN TAUPE
PIATTO DOCCIA FILO PAVIMENTO
/ SHOWER TRAY FLOOR LEVEL
HOME DECOR
80x120 (32"x48")



ubik walnut

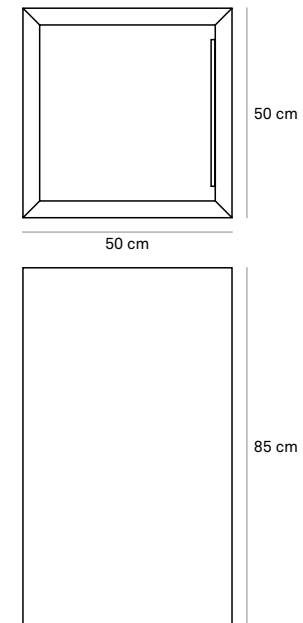
HOME DECOR



LAVELLO A COLONNA
COLUMN SINK



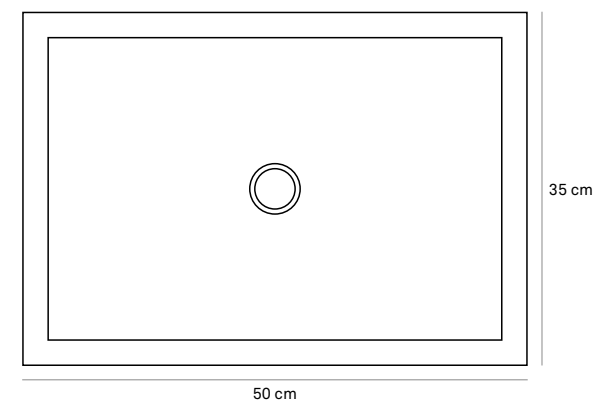
DISPONIBILE IN / AVAILABLE IN
50x50x85 cm



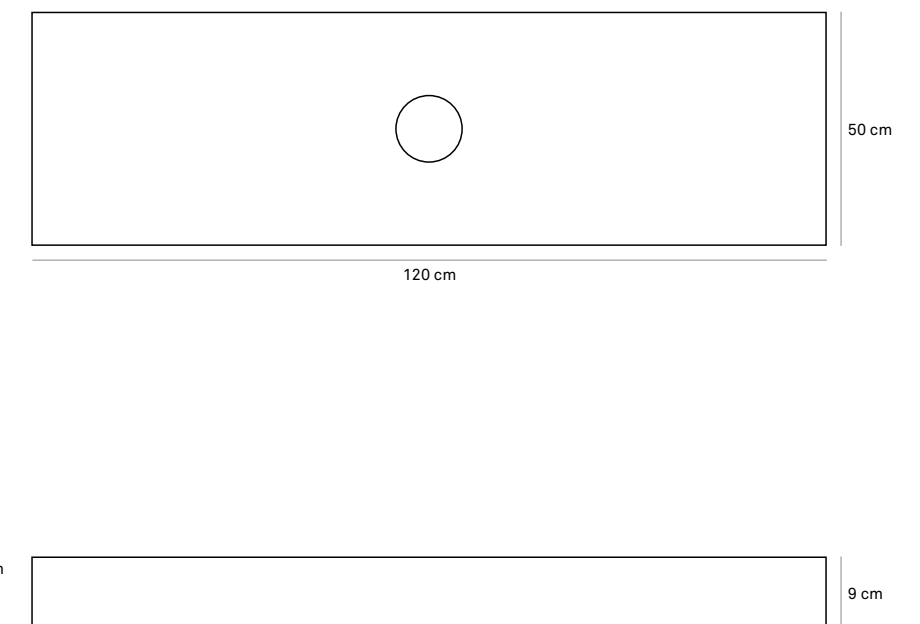
LAVELLO DA APPOGGIO
COUNTERTOP SINK



DISPONIBILE IN / AVAILABLE IN
35x50x8,5 cm



DISPONIBILE IN / AVAILABLE IN
50x120x9 cm



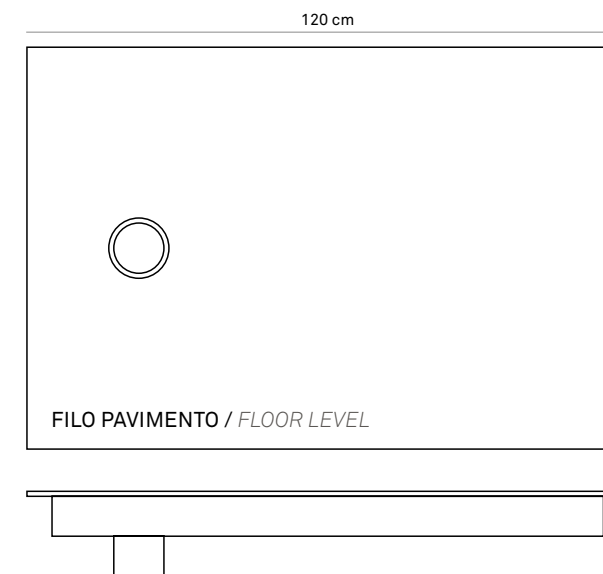
HOME DECOR



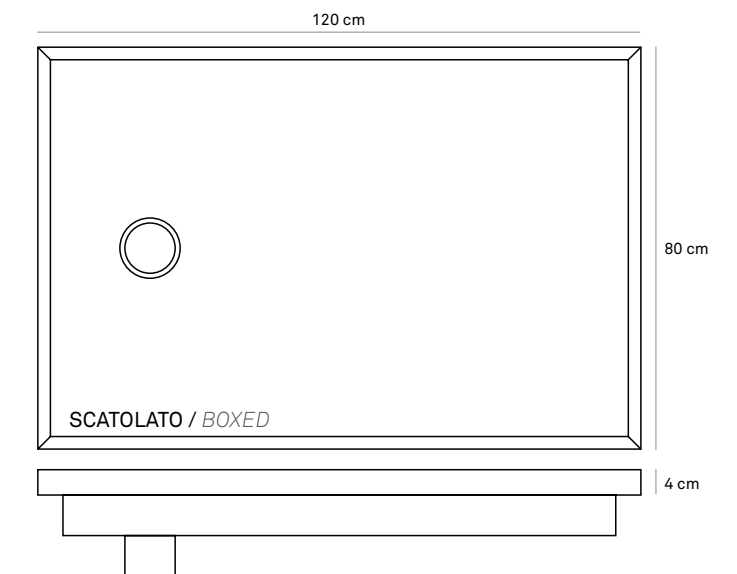
PIATTO DOCCIA*
SHOWER TRAY



DISPONIBILE IN / AVAILABLE IN
80x120 cm



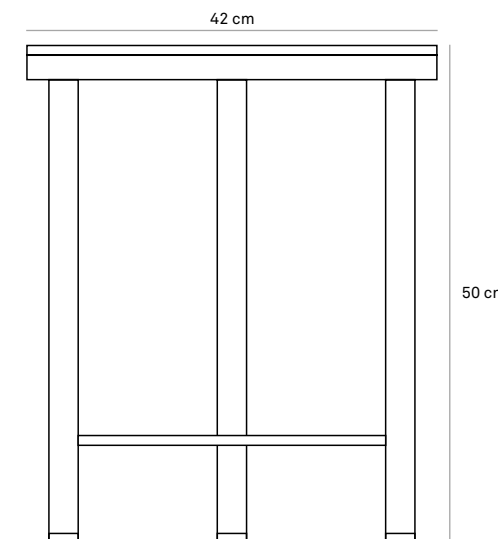
DISPONIBILE IN / AVAILABLE IN
80x120x4 cm



TAVOLINO CIRCOLARE
CIRCULAR TABLE



DISPONIBILE IN / AVAILABLE IN
Ø 42 cm H 50 cm
Ø 58 cm H 50 cm
Ø 73 cm H 39 cm



IT_
***Attenzione.** Per ottenere una superficie antiscivolo nel piatto doccia è necessario stendere un tappeto idoneo ad assicurare una presa sicura del piede in presenza di acqua.

EN_
***Warning.** To obtain a non-slip surface in the shower tray it is necessary to lay down a carpet suitable to ensure a secure grip of the foot in the presence of water.

UBIK

SPECIFICHE TECNICHE/ TECHNICAL FEATURES

GRES PORCELLANATO TUTTA MASSA UGL
FULL-BODY PORCELAIN UGL

SPESSORI
THICKNESSES

9 mm (120x120 - 60x120 - 30x120 - 60x60 - 30x60 - 9,7x60)
20mm (60x120 K2 - 60x60 K2)

STONALIZZAZIONE
SHADING



CLASSIFICAZIONE ANTISDRUCCIOLO
ASSESSMENT OF SLIP RESISTANCE

DIN 51130 R10 - R11

DIN 51097 A+B - A+B+C

COF Conforme/*Compliant*

DCOF Conforme/*Compliant*

PENDULUM + 36 PTV 96 120x120 - 60x120 - 30x120
- 60x60 - 30x60 - 9,7x60

GRES PORCELLANATO / PORCELAIN STONEWARE



INATTACCABILE DA ACIDI /
NOT ATTACKED BY ACIDS



FACILMENTE PULIBILE /
EASY TO CLEAN



ANTISDRUCCIOLO /
ANTI-SLIP

*per ambienti bagnati e outdoor /
for outdoor and wet environments*



NON REAGISCE AL FUOCO /
DOES NOT REACT TO FIRE

*non emette fumi in caso di incendio /
does not release fumes in case of fire*



RESISTENTE A GELO E SHOCK TERMICI /
RESISTANT TO FROST AND SUDDEN THERMAL CHANGES



RESISTENTE A SFORZI ED ABRASIONI /
RESISTANT TO STRESSES AND ABRASION

*500 Kg/cm² di pressatura meccanica e cottura a 1.250°C /
500 kg/cm² of mechanical pressing and firing at 1250°C*



STABILE CROMATICAMENTE /
CHROMATICALLY FAST

*inalterabile da agenti atmosferici e smog /
unchanged by weather agents and smog*



ASSORBIMENTO H₂O NULLO /
NULL H₂O ABSORPTION

GREENTHINKING / GREENTHINKING



100% ACQUE REFLUE RECUPERATE /
100% RECOVERED WASTE WATER



**98% RIFIUTI AVVIATI A
RACCOLTA DIFFERENZIATA /**
98% WASTE SENT TO SEPARATE COLLECTION



100% PALLET FAO /
100% FAO PALLETS




100% SCARTI CRUDI RECUPERATI /
100% RECOVERED RAW SCRAPS




**ENERGIA AUTO-PRODOTTA DA
FOTOVOLTAICO /**
ENERGY SELF-PRODUCED BY PV PLANT




*** + 5.000.000 L = 3.000.000** 
**ACQUE DI PROCESSO DA ALTRI
STABILIMENTI /**
PROCESS WATER FROM OTHER FACTORIES




*** 18.408 t = 570** 

**MATERIE PRIME NON ESTRATTE
GRAZIE AL RECUPERO DI SCARTI /**
*NON-EXTRACTED RAW MATERIALS THANKS TO THE
RECOVERY OF SCRAPS*



*** + 24.000 MWh/year = 185.000** 
**84% ENERGIA AUTO PRODOTTA DA IMPIANTI
DI COGENERAZIONE /**
84% ENERGY SELF-PRODUCED BY COGENERATION PLANTS

ANTHRACITE



GREIGE



GREY



IVORY



WALNUT



V2
STONALIZZAZIONE/
SHADING

ANTHRACITE **V2**



GREIGE **V2**



specs & tech

GREY **V2**



IVORY **V2**



WALNUT **V2**




8

FORMATI/ SIZES




■ 120x120 (48"x48") RT 9 mm




■ 60x120 (24"x48") RT 9 mm
▲ 60x120 (24"x48") RT K2 20 mm



■ 30x120 (12"x48") RT 9 mm



■ 60x60 (24"x24") RT 9 mm
▲ 60x60 (24"x24") RT K2 20 mm



■ ▲ 30x60 (12"x24") RT 9 mm

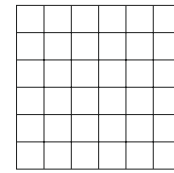


■ 9,7x60 (3^{7/8}"x24") RT 9 mm

■ Natural R10 | ▲ Structured R11

2

DECORI/ DECORS



MOSAICO ■ 30x30 (12"x12") RT 9 mm
(TESSERE: 4,8x4,8 - 1^{7/8}"x1^{7/8}")



UBIK ANTHRACITE



UBIK GREIGE



UBIK GREY



UBIK IVORY



UBIK WALNUT



LISTELLO UP ■ 9,7x60 (3^{7/8}"x24") RT 9 mm



UBIK ANTHRACITE



UBIK GREIGE



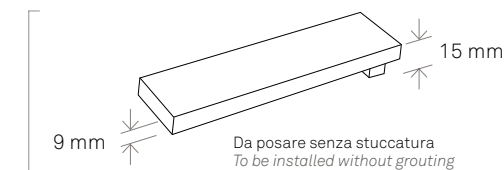
UBIK GREY



UBIK IVORY

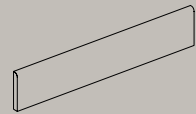


UBIK WALNUT

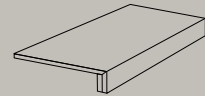


6

PEZZI SPECIALI/ TRIMS



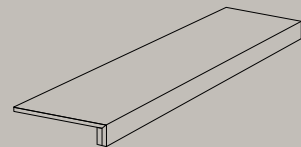
BATTISCOPA
 ■ 4,6x120 (1¹³/₁₆"x48") RT 9 mm
 ■ 7,2x60 (2,8"x24") RT 9 mm



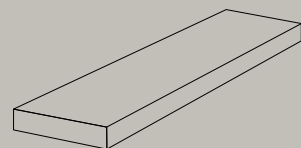
SCALINO INCOLLATO
 ■ 33x60 (13"x24") RT 9 mm



ANGOLARE INCOLLATO
 ■ 33x33 (13"x13") RT 9 mm



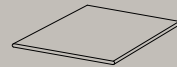
SCALINO INCOLLATO
 ■ 33x120 (13"x48") RT 9 mm



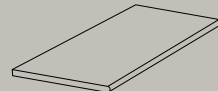
ANGOLARE INCOLLATO
 ■ 33x120 (13"x48") RT 9 mm

19

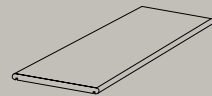
PEZZI SPECIALI K₂/ TRIMS K₂



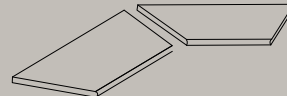
ANGOLARE BORDO CON TORO
 ▲ 30x30 (12"x12") RT 20 mm



GRADINO BORDO CON TORO
 ▲ 60x120 (24"x48") RT 20 mm
 ▲ 30x120 (12"x48") RT 20 mm
 ▲ 30x60 (12"x24") RT 20 mm



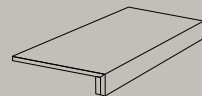
TOP
 ▲ 30x60 (12"x24") RT 20 mm



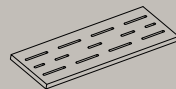
GRADINO ANGOLO INTERNO BORDO CON TORO
 ▲ 60x120 (24"x48") RT 20 mm
 ▲ 30x120 (12"x48") RT 20 mm
 ▲ 30x60 (12"x24") RT 20 mm



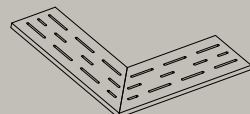
GRADINO ANGOLO ESTERNO BORDO CON TORO
 ▲ 60x120 (24"x48") RT 20 mm
 ▲ 30x120 (12"x48") RT 20 mm
 ▲ 30x60 (12"x24") RT 20 mm



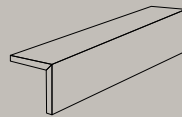
TERMINALE "L"
 ▲ 120x45x15 (48"x18"x6") RT 20 mm
 ▲ 60x33x5 (24"x13"x2") RT 20 mm
 ▲ 60x20x5 (24"x8"x2") RT 20 mm



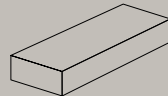
GRIGLIA
 ▲ 15x60 (6"x24") RT 20 mm



ANGOLARE GRIGLIA
 ▲ 15x60 (6"x24") RT 20 mm




CORDOLO "L"
 ▲ 60x20x15 (24"x8"x6") RT 20 mm




GRADONE
 ▲ 120x35x15 (48"x14"x6") RT 20 mm
 ▲ 60x35x15 (24"x14"x6") RT 20 mm


SCHEMI DI POSA/ LAYING SYSTEM




9,7x60 (3⁷/₈"x24") RT - 9,7% 60x60 (24"x24") RT - 60,2%
 30x60 (12"x24") RT - 30,1%



30x120 (12"x48") RT - 33,3%
 60x120 (24"x48") RT - 66,6%



30x60 (12"x24") RT - 33,3%
 60x60 (24"x24") RT - 66,66%



9,7x60 (3⁷/₈"x24") RT - 40%
 30x60 (12"x24") RT - 60%

Fuga minima consigliata per posa in interno 2 mm
 Minimum suggested joint for indoor laying 2 mm
 Consigli di posa, pulizia e manutenzione al link keope.com
 Advice on laying, cleaning and maintenance at the link keope.com

2 FINITURE/ FINISHES



FORMATI / SIZES

	120x120 (119,5x119,5)* 48"x48"	60x120 24"x48"	30x120 12"x48"	60x60 24"x24"	30x60 12"x24"	9,7x60 37/8"x24"	60x120 24"x48"	60x60 24"x24"
working size	1194x1194	596x1195	297x1195	596x596	297x596	97x596	596x1195	596x596
	RT	RT	RT	RT	RT	RT	RT	RT
	9 mm	9 mm	9 mm	9 mm	9 mm	9 mm	20 mm	20 mm
UBIK ANTHRACITE	■	■	■	■	■▲	■	▲	▲
UBIK GREIGE		■	■	■	■▲	■	▲	▲
UBIK GREY	■	■	■	■	■▲	■	▲	▲
UBIK IVORY	■	■	■	■	■▲	■	▲	▲
UBIK WALNUT		■	■	■	■▲	■	▲	▲





*Formato nominale / Nominal size

■ Natural R10 | ▲ Structured R11

MISURE, PESI ED IMBALLI / SIZE, WEIGHT AND PACKAGING

FORMATO SIZE	SPESSORE THICKNESS	PZ/SCATOLA PIECES/BOX	MQ/SCATOLA SQM/BOX	KG/SCATOLA KG/BOX	MQ/PALLET SQM/PALLET	KG/PALLET KG/PALLET	SCATOLA/PALLET BOX/PALLET
120x120	9 mm	2	2,86	60,80	57,12	1.229,00	20
60x120	9 mm	2	1,44	27,56	50,40	977,60	35
30x120	9 mm	4	1,44	30,50	51,84	1.111,00	36
60x60	9 mm	3	1,08	25,00	43,20	1.013,00	40
30x60	9 mm	7	1,26	27,76	50,40	1.123,40	40
9,7x60	9 mm	10	0,58	12,75	34,92	778,00	60
60x120	20 mm	1	0,72	33,75	25,20	1.194,25	35
60x60	20 mm	2	0,72	34,00	21,60	1.033,00	30

INFORMAZIONI TECNICHE / TECHNICAL FEATURES

INFORMAZIONI TECNICHE TECHNICAL FEATURES	NORMA NORM EN 14411 - ISO 13006	REQUISITI PRESCRITTI REQUIRED VALUES	VALORI VALUES
 DIMENSIONI RETTIFICATO SIZES RECTIFIED	UNI EN ISO 10545-2	lunghezza-larghezza / lenght-width $\pm 0,3\%$ ($\pm 1,0$ mm max) spessore / thickness $\pm 5,0\%$ ($\pm 0,5$ mm max) ortogonalità / rectangularity $\pm 0,3\%$ ($\pm 1,5$ mm max) rettilinearità / straightness $\pm 0,3\%$ ($\pm 0,8$ mm max) planarità / flatness $\pm 0,4\%$ ($\pm 1,8$ mm max) qualità superficie / surface quality $\geq 95\%$	CONFORME COMPLIANT
 ASSORBIMENTO ACQUA WATER ABSORPTION	UNI EN ISO 10545-3	$\leq 0,5\%$	$\leq 0,1\%$
 RESISTENZA A ROTTURA BREAKING STRENGHT	UNI EN ISO 10545-4	$R \geq 35$ N/mm ² $S \geq 700$ N (<7,5 mm) $S \geq 1300$ N ($\geq 7,5$ mm)	9 mm CONFORME COMPLIANT 20 mm $R \geq 45$ N/mm ² $S \geq 10000$ N
 RESISTENZA ABRASIONE PROFONDA (UGL - Matt) DEEP ABRASION RESISTANCE (UGL - Matt)	UNI EN ISO 10545-6	≤ 175 mm ³	≤ 150 mm ³
 RESISTENZA SHOCK TERMICI THERMAL SHOCK RESISTANCE	UNI EN ISO 10545-9	resistenza / resistant	CONFORME COMPLIANT
 RESISTENZA AL GELO FROST RESISTANCE	UNI EN ISO 10545-12	resistenza / resistant	CONFORME COMPLIANT
 RESISTENZA CHIMICA CHEMICAL RESISTANCE	UNI EN ISO 10545-13	resistenza / resistant	CONFORME COMPLIANT
 RESISTENZA ALLE MACCHIE RESISTANCE TO STAINS	UNI EN ISO 10545-14	pulibile / cleanable	CONFORME COMPLIANT
	DIN 51130	R	prodotto / product R A+B+C >0,40 >0,42
	DIN 51097	A+B+C	120x120 - 60x120 - 30x120 - 60x60 - 30x60 - 9,7x60 R10 A+B CONFORME COMPLIANT
 CLASSIFICAZIONE ALTISDRUCCIOLO ASSESSMENT OF SLIP RESISTANCE	B.C.R.A. (COF) ANSI A137.1 2012 (DCOF) Pendulum Test Value PTV 96 (R10)	>0,40 bagnato / wet >0,42 bagnato / wet	60x120 K2 - 60x60 K2 R11 A+B+C CONFORME COMPLIANT 120x120 - 60x120 - 30x120 - 60x60 - 30x60 - 9,7x60

Piastrelle pressate a secco - Conforme alla norma EN 14411 e ISO 13006 appendice G gruppo B1-a con E $\leq 0,5\%$

Dry pressed tiles - Compliant with standards EN 14411 and ISO 13006 annex G group B1-a with E $\leq 0,5\%$



HEADQUARTER via statale 467, 21
42013 Casalgrande (RE) - Italy
FACTORY via canale, 67
42013 Casalgrande (RE) - Italy
WAREHOUSE via dell'industria, 1
42013 Casalgrande (RE) - Italy

PHONE +39 0522 997511
FAX +39 0522 997544 (OT) - 545 (IT)
ADMIN. FAX +39 0522 997413

info@keope.com
keope.com

IT_

Ceramiche Keope si riserva la facoltà di apportare variazioni ai prodotti illustrati in questo catalogo per necessità produttive o al fine di migliorarne la qualità. I campioni sono puramente indicativi. Gli imballaggi e pesi riportati possono variare per necessità produttive. Consultare gli uffici commerciali al momento dell'ordine.

EN_

Ceramiche Keope reserves the right to vary the products illustrated in this catalogue for production purposes or in order to improve quality. Samples are purely indicative. Packaging and weights shown may be varied in line with production requirements. Check with the sales department at the time of order.

