

**SK**  
**SOURCE**

# SOURCE

Gres porcellanato - Porcelain stoneware

Spessore 20mm - Thickness 20mm

60x60 • 24"x24"  
18"x36" • 45x90

Unica grazie ai suoi intensi dettagli materici, **Source** è il risultato dell'attenta e costante ricerca che da sempre Ceramiche Keope porta avanti per creare superfici inedite, che sappiano coinvolgere e affascinare, oltre a garantire le massime performance tecniche e di sicurezza.

Unique, thanks to its intense substantial details, **Source** is the result of the constant and careful research that Ceramiche Keope conducts to create one-of-a-kind surfaces, that captivate, whilst granting the best in terms of technical performance and safety.




Questa serie offre ben **4 diverse variazioni cromatiche**, ognuna delle quali riproduce l'aspetto naturale di una specifica pietra, arricchita da uno scenografico effetto di stonalizzazione. Il risultato finale è una proposta in grado di soddisfare le diverse esigenze stilistiche e progettuali dell'ampia committenza.

This collection offers **4 different colours** each reproducing the natural appearance of a specific stone, with the added beauty of bold differences in tone. The final result is a project that can fulfil the requirements of a wide range of purchasers.


# SOURCE GREY

source grey 60x60 . 24"x24" Strutt. Rt. - spessore 20mm



# SOURCE BEIGE

source beige 60x60 . 24"x24" Strutt. Rt.- spessore 20mm



# SOURCE DARK

source dark 60x60 . 24"x24" Strutt. Rt. - spessore 20mm



# SOURCE SILVER

source silver 60x60 . 24"x24" Strutt. Rt.- spessore 20mm



## Il sistema intelligente in **GRES PORCELLANATO** a spessore **2 CM** per pavimentazioni in **SPAZI ESTERNI.**



Completa  
**VERSATILITÀ di POSA**  
per tutte le esigenze di  
applicazione.  
**K2 arreda facilmente gli  
spazi all'aperto.**

Complete LAYING VERSATILITY for all  
application requirements. K2 is a design  
feature for outdoor spaces.

VERSATILITE complète de la POSE pour  
toutes les exigences d'application. K2  
décore aisément les espaces à ciel ouvert.

Vollständige VIELFÄLTIGKEIT  
der VERLEGUNG für alle  
Anwendungserfordernisse. K2 gestaltet  
müheles Bereiche unter freiem Himmel.




### **POSA A SECCO IN APPOGGIO SU:**

Dry laying on:  
Pose à sec en appui sur:  
Trockene verlegung Durch Auflage auf:

**ERBA**  
Grassy ground  
Sols herbeux  
Rasen


**GHIAIA**  
Gravel  
Gravier  
Kies

**SABBIA**  
Sand  
Sable  
Sand



### **POSA SU MASSETTO CON COLLA**

Laying on screed with adhesive  
Pose sur chape avec de la colle  
Verlegung auf Estrich mit Kleber



### **POSA SOPRAELEVATA CON SUPPORTO:**

Raised laying with support:  
Pose surelevée avec support:  
Verlegung auf Hohlraumboden mit Halterung:



The intelligent paving  
system 2 CM-thickness  
PORCELAIN  
STONEWARE TILES  
for OUTDOOR  
APPLICATIONS.

Le système intelligent  
en GRÈS CÉRAMÉ de  
2 CM d'épaisseur  
destiné au pavage  
des ESPACES  
EXTÉRIEURS.

Das intelligente  
System aus  
FEINSTEINZEUG mit  
2 CM Stärke  
für BODENBELÄGE IM  
AUSSENBEREICH.



#### **PER LA CASA**

FOR THE HOME · POUR LA MAISON · FÜR DIE WOHNUNG

camminamenti vialetti sentieri su prato o ghiaia verande piscine aree cortilive garage scale	walkways driveways paths on grass or gravel verandas swimming pools courtyards garages stairs	passage allées sentiers sur pelouse ou gravier vérandas piscines cours garages escaliers	Laufwege Wege Pfade auf Rasen oder Kies Veranden Schwimmbäder Hofbereiche Garage Treppen
---	--	---	---



#### **NEGLI SPAZI PUBBLICI**

FOR PUBLIC SPACES · DANS LES ESPACES PUBLICS · IN ÖFFENTLICHEN BEREICHEN

servizi pubblici alberghi stabilimenti balneari negozi ristoranti bar centri benessere arredo urbano passaggi in sicurezza	public services hotels private beaches shops restaurants bars wellness centres urban design safety passages	services publics hôtels établissements balnéaires magasins restaurants bars centres de bien-être mobiliers urbains passages sécurisés	Öffentliche Dienstleistungen Hotels Badeeinrichtungen Geschäfte Gaststätten Bar Wellness-Center Stadteinrichtung Schutzwege
--	---	---	---

**K2** introduce una nuova prospettiva progettuale.  
**K2** mette a disposizione degli architetti e professionisti  
uno strumento nuovo per creare continuità di  
superficie tra interni ed esterni.  
Infatti, è studiata per trovare continuità di superficie  
nelle collezioni di Keope per interni anche a spessore  
1 cm nella versione R9.

**K2** introduces a new design perspective.  
**K2** offers architects and professionals a new instrument to  
create continuity between interior and exterior surfaces.  
Indeed, it is designed to create continuity even between  
the surfaces of the Keope 1 cm thick interior and exterior  
collections in the R9 version.


**K2** introduit une nouvelle perspective conceptuelle.  
**K2** met à la disposition des architectes et des  
professionnels un nouvel instrument pour créer une  
continuité de surface entre l'intérieur et l'extérieur.  
En effet, il est conçu pour trouver une continuité de surface  
dans les collections de Keope pour l'intérieur également  
d'une épaisseur de 1 cm dans la version R9.

**K2** führt eine neue Entwurfsperspektive ein.  
**K2** stellt den Architekten und Fachleuten ein neues  
Hilfsmittel zur Verfügung, um durchgängige Oberflächen  
zwischen Innen- und Außenbereichen zu schaffen.  
Tatsächlich wurde entwickelt, um unterbrechungslose  
Oberflächen mit den Kollektionen von Keope für  
Innenbereiche auch mit einer Dicke von 1 cm in der  
Ausführung R9 zu schaffen.


**FORMATI**

SIZES · FORMATS  
FORMATE · FORMATOS

**SPESORE 20 mm**



45x90  
18"x36"  
STRUTT. RT




60x60  
24"x24"  
STRUTT. RT

**COLORI**

COLOURS · COULEURS  
FARBEN · COLORES



**R11**  
SOURCE  
SILVER



**R11**  
SOURCE  
BEIGE



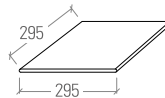
**R11**  
SOURCE  
GREY



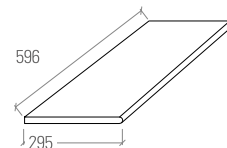
**R11**  
SOURCE  
DARK

**PEZZI SPECIALI**

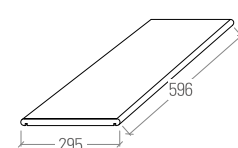
TRIMS · PIÈCES SPÉCIALES  
FORMTEILE · PIEZAS ESPECIALES



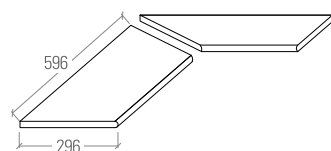
Angolare bordo con toro  
30x30



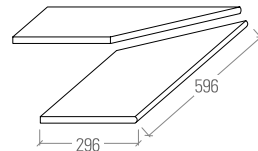
Bordo con toro  
30x60



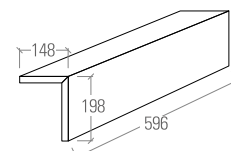
Top  
30x60



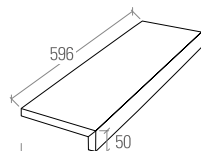
Angolo interno  
bordo con toro  
30x60



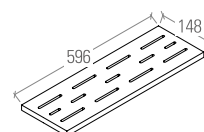
Angolo esterno  
bordo con toro  
30x60



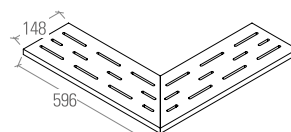
Cordolo "L"  
60x20x15



Terminale "L"  
60x20x5



Griglia  
15x60



Angolo griglia  
15x60

Le quote indicate nei disegni sono espresse in mm. The values in the drawings are expressed in mm.  
Les cotes indiquées sur les dessins sont exprimées en mm. Die in den Zeichnungen angegebenen Höhen sind in mm ausgedrückt.



Per dettagli sul prodotto in 20 mm di spessore e sui relativi sistemi di posa ed, in particolare, per le raccomandazioni, accorgimenti, limitazioni di utilizzo e precauzioni in fase di posa, si raccomanda di prendere visione del catalogo K2 e del sito [www.keope.com](http://www.keope.com)

For further details on the 20 mm product and the installation systems, in particular for recommendations, restrictions of use, and precautions during installation, please refer to [www.keope.com](http://www.keope.com) website and to the 20 mm catalogue K2.

Pour de plus amples détails sur les produits de 20 mm d'épaisseur et sur leurs systèmes de pose, et en particulier, pour les recommandations, mises à jour, limitations d'usage et précautions en phase de pose, veuillez prendre connaissance du catalogue K2 et du site [www.keope.com](http://www.keope.com)

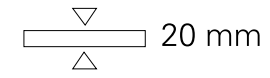
Für details zum produkt mit 20 mm stärke und entsprechende verlegesysteme, insbesondere hinsichtlich hinweise und anmerkungen, nutzungseinschränkungen und vorsichtsmassnahmen während der verlegung, wird die einsicht des katalogs K2 und der webseite [www.keope.com](http://www.keope.com) empfohlen.

Para más detalles sobre el producto de 20 mm de espesor y el sistema de colocación correspondiente, así como consejos, precauciones, límites de uso y medidas a tomar durante la colocación, consulte el catálogo K2 y el sitio web [www.keope.com](http://www.keope.com)




# SOURCE

Strutt Rt:  
Strutturato Rettificato.  
Textured Rectified.  
Structuré Rectifié.  
Strukturiert Rektifiziert.  
Estructurado Rectificado.




Spessore - Thickness

formati . sizes . formats . formate . formatos



Strutt. Rt. 60x60 . 24"x24"



Strutt. Rt. 45x90 . 18"x36"

## SOURCE GREY

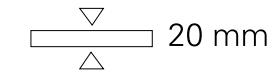


## SOURCE BEIGE




# SOURCE

Strutt Rt:  
Strutturato Rettificato.  
Textured Rectified.  
Structuré Rectifié.  
Strukturiert Rektifiziert.  
Estructurado Rectificado.



Spessore - Thickness

formati . sizes . formats . formate . formatos



Strutt. Rt. 60x60 . 24"x24"



Strutt. Rt. 45x90 . 18"x36"

## SOURCE DARK



## SOURCE SILVER



## CARATTERISTICHE TECNICHE

PIASTRELLE PRESSATE A SECCO - CONFORME ALLA NORMA EN 14411 E ISO 13006 APPENDICE G GRUPPO BIa CON E ≤ 0,5 % UGL

TECHNICAL FEATURES - DRY PRESSED TILES - COMPLIANT WITH STANDARDS EN 14411 AND ISO 13006 ANNEX G GROUP BIa WITH E ≤ 0,5 % UGL

	CARATTERISTICA TECNICA TECHNICAL FEATURES	NORMA SPECIFICATION	VALORE PRESCRITTO VALUES REQUIRED N > 15 cm	*K2 20 mm spessore	
CARATTERISTICHE DI REGOLARITA' REGULARITY CHARACTERISTICS		LUNGHEZZA E LARGHEZZA LENGHT AND WIDTH	ISO 10545-2	± 0,6 % ± 2 mm	CONFORME IN ACCORDANCE
		SPESORE THICKNESS	ISO 10545-2	± 0,5 % ± 0,5 mm	CONFORME IN ACCORDANCE
		ORTOGONALITA' RECTANGULARITY	ISO 10545-2	± 0,5 % ± 2 mm	CONFORME IN ACCORDANCE
		RETTILINEARITA' DEGLI SPIGOLI STRAIGHTNESS OF SIDES	ISO 10545-2	± 0,5 % ± 1,5 mm	CONFORME IN ACCORDANCE
		PLANARITA' SURFACE FLATNESS	ISO 10545-2	± 0,5 % ± 2 mm	CONFORME IN ACCORDANCE
CARATTERISTICHE STRUTTURALI STRUCTURAL CHARACTERISTICS		ASSORBIMENTO D'ACQUA WATER ABSORPTION	ISO 10545-3 ASTM C373	≤ 0,5 % ≤ 0,1 %	CONFORME IN ACCORDANCE
		FORZA DI ROTTURA BREAKING STRENGHT	ISO 10545-4	≥ 1300 N	> 10000 N **
		MODULO DI ROTTURA MODULUS OF RUPTURE		≥ 35 N/mm <sup>2</sup>	≥ 45 N/mm <sup>2</sup> **
		CLASSE DI CARICO DI ROTTURA BREAKING LOAD CLASS	EN 1339		U 11 *** T 11 ***
CARATTERISTICHE SUPERFICIALI SURFACE CHARACTERISTICS		RESISTENZA ALLA ABRASIONE PROFONDA RESISTANCE TO DEEP ABRASION	ISO 10545-6	≤ 175 mm <sup>2</sup>	≤ 145 mm <sup>2</sup>
CARATTERISTICHE TERMO IGROMETRICHE THERMAL AND HYGROMETRIC CHARACTERISTICS		COEFFICIENTE DI DILATAZIONE TERMICA LINEARE COEFFICIENT OF LINEAR THERMAL EXPANSION	ISO 10545-8	METODO DI PROVA DISPONIBILE VALORE DICHIARATO TEST METHOD AVAILABLE DECLARED VALUE	< 7x10 <sup>-4</sup> °C <sup>-1</sup>
		RESISTENZA AGLI SBALZI TERMICI THERMAL SHOCK RESISTANCE	ISO 10545-9	METODO DI PROVA DISPONIBILE TEST METHOD AVAILABLE	GARANTITA GUARANTEED
		RESISTENZA AL GELO FROST RESISTANCE	ISO 10545-12	RICHIESTA REQUIRED	CONFORME IN ACCORDANCE
CARATTERISTICHE CHIMICHE CHEMICAL CHARACTERISTICS		RESISTENZA AI PRODOTTI CHIMICI RESISTANCE TO CHEMICALS	ISO 10545-13	METODO DI PROVA DISPONIBILE VALORE DICHIARATO TEST METHOD AVAILABLE DECLARED VALUE	GARANTITA GUARANTEED
		RESISTENZA ALLE MACCHIE RESISTANCE TO STAINING	ISO 10545-14	METODO DI PROVA DISPONIBILE VALORE DICHIARATO TEST METHOD AVAILABLE DECLARED VALUE	GARANTITA GUARANTEED
CARATTERISTICHE DI SICUREZZA SAFETY CHARACTERISTICS		COEFFICIENTE DI ATTRITO DINAMICO DYNAMIC SLIDER	BCRA	METODO DI PROVA DISPONIBILE TEST METHOD AVAILABLE	> 0,4
		COEFFICIENTE DI ATTRITO STATICO STATIC SLIDER	ASTM C1028		
		CLASSIFICAZIONE ANTISDRUCCIOLO INCLINED PLATFORM	DIN 51130 DIN 51057		R11 A+B+C

\*VALORI MEDI RIFERITI A PROVE FATTE NEGLI ULTIMI 24 MESI - AVERAGE VALUES REFER TO TEST DONE IN THE PREVIOUS 24 MONTHS

\*\*VALORI MEDI RIFERITI A PROVE FATTE NEGLI ULTIMI 24 MESI, SUL FORMATO 60x60 - AVERAGE VALUES REFER TO TESTS DONE IN THE PREVIOUS 24 MONTHS ON 60x60 TILES

\*\*\*DATO RIFERITO AL FORMATO 60x60 - VALUE REFERS TO SIZE 60x60

K2

"WS" MISURA DI FABBRICAZIONE - WORKING SIZE: 596x596 - 446x895

VALORI "WS" RIFERITI AI CALIBRI DI PRODUZIONE: 60x60 (6), 45x90 (6)

VALUES "WS" RELATED TO THE PRODUCTION CALIBRES: 60x60 (6), 45x90 (6)

## FORMATI

FORMATI sizes formats formate formatos	45x90 K2 18"x36"	60x60 K2 24"x24"
Source Beige	△	△
Source Silver	△	△
Source Grey	△	△
Source Dark	△	△

△ strutturato rettificato, spessore 2cm (K2) - Textured rectified 2cm thickness (K2) - Structuré rectifié 2cm d'épaisseur (K2)

Strukturiert rektifiziert Feinsteinzeug mit 2cm (K2) - Estructurado rectificado espesor 2cm (K2)

## MISURE, PESI ED IMBALLI

SIZE, WEIGHT AND PACKAGING . FORMATS, POIDS ET EMBALLAGES . MASSE, GEWICHTE UND VERPACKUNGEN . MEDIDAS, PESOS Y EMBALAJES

FORMATO size format formato	spessore	PZ/SCATOLA pieces/box pièces/bôte stück/karton pzas/caja	MQ/SCATOLA mq/box mq/bôte mq/karton mq/caja	KG/SCATOLA kg/box kg/bôte kg/karton kg/caja	MQ/PALLET mq/pallet mq/pallet mq/pallet mq/pallet	KG/PALLET kg/pallet kg/pallet kg/pallet kg/pallet	SCATOLA/PALLET box/pallet bôte/pallet karton/pallet caja/pallet
(K2) 45x90	20 mm	2	0,81	≈ 37,40	21,87	≈ 1023	27
(K2) 60x60	20 mm	2	0,72	≈ 34,06	21,60	≈ 1035	30

Ceramiche Atlas Concorde - divisione Keope - September 2016. È vietata la riproduzione, anche parziale, dell'opera in tutte le sue forme. Reproduction of this printed catalogue, even partially, is prohibited.



SPESORE - THICKNESS:  
K2: 45x90 - 60x60: 20 mm

## Consigli di posa Laying suggestions

Subito dopo la stagionatura delle fughe si raccomanda di effettuare la pulizia del pavimento come descritto su: [www.keope.com/cleaning.html](http://www.keope.com/cleaning.html)

As soon as the joints have fully set, it is advisable to clean the floor as described on the website [www.keope.com/cleaning.htm](http://www.keope.com/cleaning.htm)

Per caratteristiche tecniche relative allo spessore 2 cm (nei formati 60x60 e 45x90) consultare il catalogo k2 (2cm) o [www.keopek2.com](http://www.keopek2.com)

For information about technical features of 2 cm thick items (Sizes 60x60 and 45x90), see the k2 (2 cm) catalog or [www.keopek2.com](http://www.keopek2.com)



COMPANY WITH QUALITY MANAGEMENT  
SYSTEM CERTIFIED BY DNV  
= ISO 9001:2008 =



Ceramiche Keope  
S. S. 467 n 21 - 42013 Casalgrande (RE)  
EN 14411