


ELEMENTS DESIGN

Paint



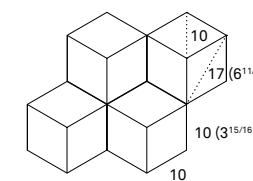









5 COLORI / COLOURS

V1 STONALIZZAZIONE / SHADING


1 DECORO / DECORS



MOSAICO ROMBI
● 30,5x35,2 (12 1/16"x13 7/8'') RT 9 mm
AVIO - SAGE - COTTO



2 FORMATI / SIZES




● 60x120 (24"x48'') RT 9 mm

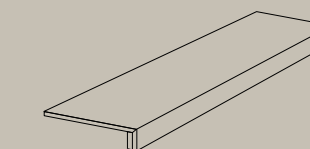


● 9,7x60 (3 7/8"x24'') RT 9 mm

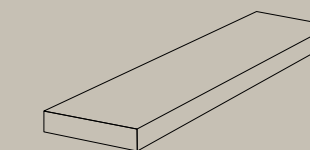
3 PEZZI SPECIALI / TRIMS



BATTISCOPIA
BULLNOSE / PLINTHE /
SOCKEL / RODAPIÉ
● 4,6x120 (1 13/16"x48'') RT 9mm



SCALINO INCOLLATO
GLUED STEP TREAD /
NEZ DE MARCHE COLLÉ /
GEKLEBTE STUFENPLATTE /
PELDAÑO CON PERFIL PEGADO
● 33x120 (13"x48'') RT 9 mm



SCALINO ANGOLARE INCOLLATO
GLUED CORNER STEP TREAD /
CARREAU DE MARCHE COLLÉ PIÈCE ANGULAIRE /
GEKLEBTE STUFENPLATTE ECKSTÜCK /
PELDAÑO ESQUINA CON PERFIL PEGADO
● 33x120 (13"x48'') RT 9 mm

FORMATI / SIZES / FORMATS / FORMATE / FORMATOS

	120x278 (119,5x278)* 48"x110"	120x120 (119,5x119,5)* 48"x48"	60x120 24"x48"	20x120 8"x48"	60x60 24"x24"	30x60 12"x24"	9,7x60 3 7/8"x24"	60x120 24"x48"	25x21,6 10"x8 5/8" esagona	7,5x30 3"x12"
working size	1194x2778	1194x1194	596x1195	197x1195	596x596	297x596	97x596	596x1195		
	RT 6 mm	RT 9 mm	RT 9 mm	RT 9 mm	RT 9 mm	RT 9 mm	RT 9 mm	RT K2 20 mm	Not RT 9 mm	Not RT 8,5 mm
E. DESIGN POWDER			●				●			
E. DESIGN PEACH			●				●			
E. DESIGN AVIO			●				●			
E. DESIGN SAGE			●				●			
E. DESIGN COTTO			●				●			
E. DESIGN IVORY		●	●■	●	●■	●■	●		●	★
E. DESIGN BEIGE	●	●	●■	●	●■	●■	●	▲	●	★
E. DESIGN TAUPE		●	●■	●	●■	●■	●		●	★
E. DESIGN WHITE	●	●	●■	●	●■	●■	●	▲	●	★
E. DESIGN SILVER		●	●■	●	●■	●■	●		●	★
E. DESIGN GREY	●	●	●■	●	●■	●■	●	▲	●	★
E. DESIGN BLACK		●	●■	●	●■	●■	●		●	★

*Formato nominale / Nominal size / Format nominal / Nennformat / Formato nominal

● Natural | ● Natural R9 | ■ Structured R10 | ▲ Structured R11 | ★ Glossy



elements design white+
elements design black glossy+
elements lux grigio imperiale

e.design white nat rt 60x120 . 24"x48"

e.design black glossy 7,5x30 . 3"x12"

e.lux grigio imperiale lapp rt 120x240 . 48"x96"



elements design silver+

elements design grey glossy+

elements lux port laurent

e.design silver nat rt 60x120 . 24"x48"

e.design grey glossy 7,5x30 . 3"x12"

e.lux port laurent lapp rt 20x120 . 8"x48"




ELEMENTS DESIGN WHITE



e.design white nat rt 60x120 . 24"x48"
e.design black glossy 7,5x30 . 3"x12"

V

e.design white nat rt 60x120 . 24"x48"



ELEMENTS DESIGN SILVER



e.design silver nat rt 60x120 . 24"x48"
e.design silver nat rt 30x60 . 12"x24"

e.lux port laurent lapp rt 20x120 . 8"x48"

e.design silver nat rt 60x120 . 24"x48"
e.design silver nat rt 30x60 . 12"x24"



elements design black+
elements lux calacatta


e.design black nat rt 120x120 . 48"x48"
e.lux calacatta lapp rt 120x240 . 48"x96"



ELEMENTS DESIGN BLACK



e.design black nat rt 120x120 . 48"x48"



e.design black nat rt 120x120 . 48"x48"
e.lux calacatta lapp rt 120x240 . 48"x96"

elements design silver+
elements lux port laurent

e.design silver nat rt 60x120 . 24"x48"

e.design silver nat rt 30x60 . 12"x24"

e.lux port laurent lapp rt 20x120 . 8"x48"



elements design grey+

elements natural sand

- **e.design** grey nat rt 120x120 . 48" x48"
- **e.natural** sand nat rt 20x120 . 8" x48"
- **e.design** grey nat rt 60x120 . 24" x48"
- **e.design** grey nat rt 20x120 . 8" x48"
- **e.design** silver esagona nat 25x21,6 . 10" x8"^{5/8}



ELEMENTS DESIGN TAUPE



e.design taupe nat rt
120x120 . 24" x24"

elements design ivory+

elements lux crema beige

e.design ivory nat rt 20x120 . 8"x48"

e.design ivory nat rt 60x120 . 24"x48"
e.lux crema beige lapp rt 60x120 . 24"x48"



ELEMENTS DESIGN

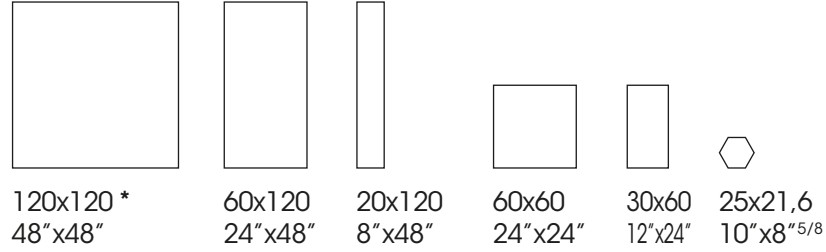
GRES PORCELLANATO
Porcelain stoneware . Grès cérame
Feinsteinzeug . Gres porcelánico

WHITE

NATURALE RETTIFICATO
Natural Rectified . Naturel Rectifié
Naturbelassen Rektifiziert . Natural Rectificado

NATURALE
Natural . Naturel
Naturbelassen . Natural

FORMATI / Sizes . Formats . Formate . Formatos



ELEMENTS DESIGN

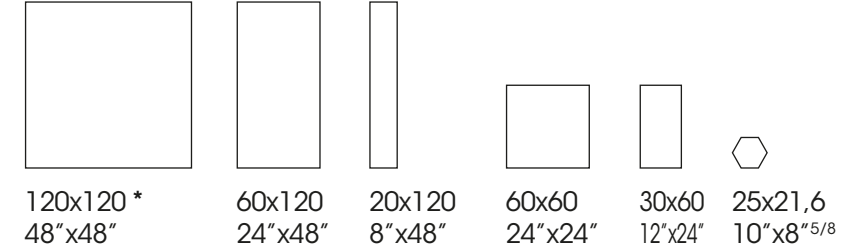
GRES PORCELLANATO
Porcelain stoneware . Grès cérame
Feinsteinzeug . Gres porcelánico

SILVER

NATURALE RETTIFICATO
Natural Rectified . Naturel Rectifié
Naturbelassen Rektifiziert . Natural Rectificado

NATURALE
Natural . Naturel
Naturbelassen . Natural

FORMATI / Sizes . Formats . Formate . Formatos



ELEMENTS DESIGN

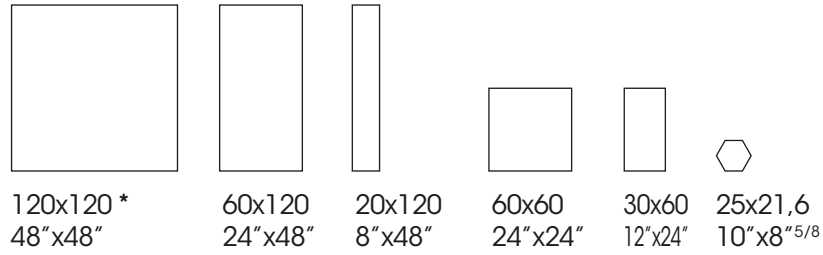
GRES PORCELLANATO
Porcelain stoneware . Grès cérame
Feinsteinzeug . Gres porcelánico

IVORY

NATURALE RETTIFICATO
Natural Rectified . Naturel Rectifié
Naturbelassen Rektifiziert . Natural Rectificado

NATURALE
Natural . Naturel
Naturbelassen . Natural

FORMATI / Sizes . Formats . Formate . Formatos



ELEMENTS DESIGN

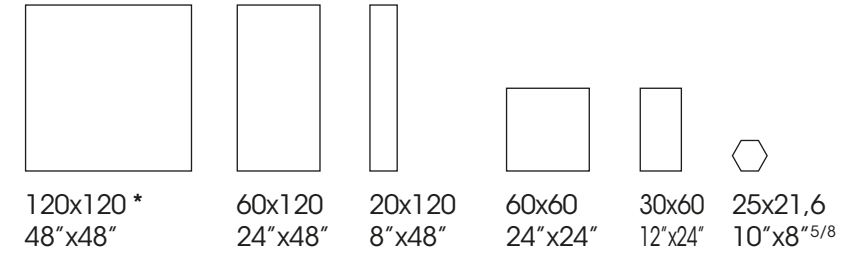
GRES PORCELLANATO
Porcelain stoneware . Grès cérame
Feinsteinzeug . Gres porcelánico

TAUPE

NATURALE RETTIFICATO
Natural Rectified . Naturel Rectifié
Naturbelassen Rektifiziert . Natural Rectificado

NATURALE
Natural . Naturel
Naturbelassen . Natural

FORMATI / Sizes . Formats . Formate . Formatos



ELEMENTS DESIGN

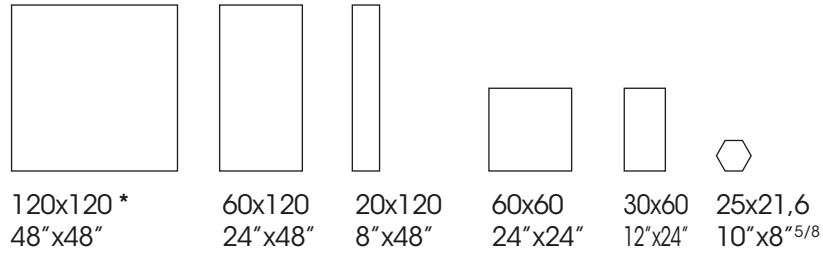
GRES PORCELLANATO
Porcelain stoneware . Grès cérame
Feinsteinzeug . Gres porcelánico

BEIGE

NATURALE RETTIFICATO
Natural Rectified . Naturel Rectifié
Naturbelassen Rektifiziert . Natural Rectificado

NATURALE
Natural . Naturel
Naturbelassen . Natural

FORMATI / Sizes . Formats . Formate . Formatos



ELEMENTS DESIGN

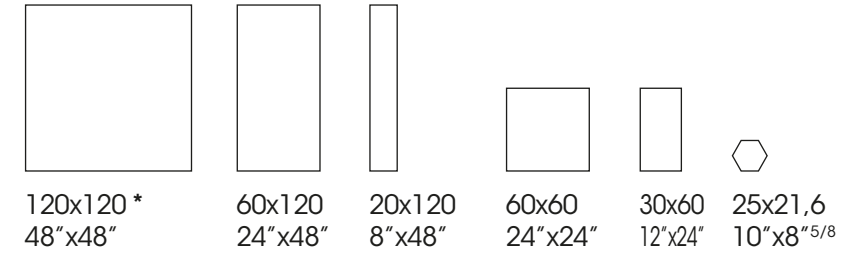
GRES PORCELLANATO
Porcelain stoneware . Grès cérame
Feinsteinzeug . Gres porcelánico

GREY

NATURALE RETTIFICATO
Natural Rectified . Naturel Rectifié
Naturbelassen Rektifiziert . Natural Rectificado

NATURALE
Natural . Naturel
Naturbelassen . Natural

FORMATI / Sizes . Formats . Formate . Formatos



BLACK

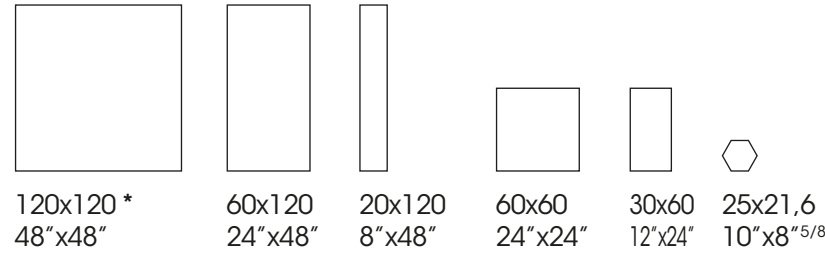
NATURALE RETTIFICATO

Natural Rectified . Naturel Rectifié
Naturbelassen Rektifiziert . Natural Rectificado

NATURALE

Natural . Naturel
Naturbelassen . Natural

FORMATI / Sizes . Formats . Formate . Formatos



DECORI

DECORS . DECORATIONS . DEKORE . DECOROS



***MOSAICO**
30x30 - 12"x12"
(tessere 2,8x2,8 - 1^{1/8}"x1^{1/8}")



***CHEVRON DX**
10x59 - 4"x24"




***CHEVRON SX**
10x59 - 4"x24"

*Disponibile in tutti i colori. *Available in all the colours. *Disponible dans tous les couleurs. *In allen Farben in der Ausführung. *Disponible en todos los colores


TUTTI I PROFILI DI VETRO E METALLO DEL CATALOGO DI CERAMICHE KEOPE POSSONO ESSERE ABBINATI A QUESTA COLLEZIONE.
ALL GLASS AND METAL PROFILES IN THE CERAMICHE KEOPE CATALOGUES CAN BE COMBINED WITH THIS COLLECTION.

PEZZI SPECIALI


TRIMS . PIECES SPECIALES .
FORMTEILE . PIEZAS ESPECIALES



* BATTISCOPA RT
7,2x60 - 2,8"x24"
BULLNOSE RT . PLINTHE RT
SOCKEL RT . RODAPIÉ RT



* SCALINO CON PROFILO INCOLLATO RT.
33x60 - 13"x24"
GLUED STEP TREAD RT.
NEZ DE MARCHE COLLÉ RT.
GEKLEBTE STUFENPLATTE RT.
PELDAÑO CON PERFIL PEGADO RT.



* SCALINO ANGOLARE CON PROFILO INCOLLATO RT.
33x33 - 13"x13"
GLUED CORNER STEP TREAD RT.
CARREAU DE MARCHE COLLÉ PIÈCE ANGULAIRE RT.
GEKLEBTE STUFENPLATTE ECKSTÜCK RT.
PELDAÑO ESQUINA CON PERFIL PEGADO RT.

* Disponibile in tutti i colori - * Available in all the colours - * Disponible dans tous les couleurs - * In allen Farben in der Ausführung - * Disponible en todos los colores

FORMATI

sizes formats formate formatos	120x120** 48"x48"	60x120 24"x48"	20x120 8"x48"	60x60 24"x24"	30x60 12"x24"	25x21,6 10"x8,6" esagona	50x110 20"x44" 3D	7,5x30 3"x12"	7,2x60 2,8"x24" battiscopa RT	33x60 13"x24" scalino prof. incollato RT	33x33 13"x13" angolare prof. incollato RT
E. Design Ivory	■	■△	■	■△	■△	□	□	○	■	■	■
E. Design Beige	■	■△	■	■△	■△	□	□	○	■	■	■
E. Design Grey	■	■△	■	■△	■△	□	□	○	■	■	■
E. Design Silver	■	■△	■	■△	■△	□	□	○	■	■	■
E. Design Taupe	■	■△	■	■△	■△	□	□	○	■	■	■
E. Design White	■	■△	■	■△	■△	□	□	○	■	■	■
E. Design Black	■	■△	■	■△	■△	□	□	○	■	■	■

**Misura Nominale - Nominal Size: 1195x1195 mm

- naturale - natural - naturel - naturbelassen - natural
- naturale rettificato R9 - natural rectified R9 - naturel rectifié R9 - naturbelassen rektifiziert R9 - natural rectificado R9
- △ Strutturato rettificato R10 - textured rectified R10 - structuré rectifié R10 - strukturiert rektifiziert R10 - estructurado rectificado R10
- glossy

CARATTERISTICHE TECNICHE

PIASTRELLE PRESSATE A SECCO - CONFORME ALLA NORMA EN 14411 E ISO 13006 APPENDICE G GRUPPO BIa CON E ≤ 0,5 % UGL

TECHNICAL FEATURES - DRY PRESSED TILES - COMPLIANT WITH STANDARDS EN 14411 AND ISO 13006 ANNEX G GROUP BIa WITH E ≤ 0,5 % UGL

		CARATTERISTICA TECNICA TECHNICAL FEATURES	NORMA SPECIFICATION	VALORE PRESCRITTO VALUES REQUIRED N ≥ 15 cm	*VALORE KEOPE *KEOPE VALUES
CARATTERISTICHE DI REGOLARITA' REGULARITY CHARACTERISTICS		LUNGHEZZA E LARGHEZZA LENGHT AND WIDTH	ISO 10545-2	± 0,3 % ± 1 mm	± 0,2 % max 1 mm
		SPESSORE THICKNESS	ISO 10545-2	± 5,0 % ± 0,5 mm	CONFORME IN ACCORDANCE
		ORTOGONALITÀ ** RECTANGULARITY	ISO 10545-2	± 0,3 % ± 1,5 mm	± 0,2 % max 1,5 mm CONFORME (25x21,6 - 7,5x30)
		RETTILINEARITÀ DEGLI SPIGOLI STRAIGHTNESS OF SIDES	ISO 10545-2	± 0,3 % ± 0,8 mm	± 0,2 % max 0,8 mm CONFORME (25x21,6 - 7,5x30)
		PLANARITÀ SURFACE FLATNESS	ISO 10545-2	± 0,4 % ± 1,8 mm	± 0,3 %
CARATTERISTICHE STRUTTURALI STRUCTURAL CHARACTERISTICS		ASSORBIMENTO D'ACQUA WATER ABSORPTION	ISO 10545-3 ASTM C373	≤ 0,5 %	≤ 0,1 % CONFORME IN ACCORDANCE
		FORZA DI ROTTURA BREAKING STRENGHT	ISO 10545-4	≥ 1300 N	CONFORME IN ACCORDANCE
		MODULO DI ROTTURA MODULUS OF RUPTURE		≥ 35 N/mm ²	≥ 40 N/mm ²
CARATTERISTICHE SUPERFICIALI SURFACE CHARACTERISTICS		RESISTENZA ALLA ABRASIONE PROFONDA RESISTANCE TO DEEP ABRASION	ISO 10545-6	≤ 175 mm ³	≤ 155 mm ³
CARATTERISTICHE TERMO IGROMETRICHE THERMAL AND HYGROMETRIC CHARACTERISTICS		COEFFICIENTE DI DILATAZIONE TERMICA LINEARE COEFFICIENT OF LINEAR THERMAL EXPANSION	ISO 10545-8	METODO DI PROVA DISPONIBILE VALORE DICHIARATO TEST METHOD AVAILABLE DECLARED VALUE	≤ 7x10 ⁻⁶ °C ⁻¹
		RESISTENZA AGLI SBALZI TERMICI THERMAL SHOCK RESISTANCE	ISO 10545-9	METODO DI PROVA DISPONIBILE TEST METHOD AVAILABLE	GARANTITA GUARANTEED
		RESISTENZA AL GELO FROST RESISTANCE	ISO 10545-12	RICHIESTA REQUIRED	CONFORME IN ACCORDANCE
CARATTERISTICHE CHIMICHE CHEMICAL CHARACTERISTICS		RESISTENZA AI PRODOTTI CHIMICI RESISTANCE TO CHEMICALS	ISO 10545-13	METODO DI PROVA DISPONIBILE VALORE DICHIARATO TEST METHOD AVAILABLE DECLARED VALUE	GARANTITA GUARANTEED
		RESISTENZA ALLE MACCHIE RESISTANCE TO STAINING	ISO 10545-14	METODO DI PROVA DISPONIBILE VALORE DICHIARATO TEST METHOD AVAILABLE DECLARED VALUE	GARANTITA GUARANTEED
CARATTERISTICHE DI SICUREZZA SAFETY CHARACTERISTICS		COEFFICIENTE DI ATTRITO DINAMICO DYNAMIC SLIDER	BCRA	METODO DI PROVA DISPONIBILE TEST METHOD AVAILABLE	> 0,4
		COEFFICIENTE DI ATTRITO STATICO STATIC SLIDER	ASTM C1028		VEDI TABELLA FORMATI SEE TABLE SIZES
		CLASSIFICAZIONE ANTISDRUCCIOLO INCLINED PLATFORM	DIN 51130 DIN 51097		

*VALORI MEDI RIFERITI A PROVE FATTE NEGLI ULTIMI 24 MESI - AVERAGE VALUES REFER TO TEST DONE IN THE PREVIOUS 24 MONTHS

**Per piastrelle rettangolari con il lato lungo ≥ 60 cm e il rapporto fra lato lungo e lato corto ≥ 3, il limite di differenza di rettangolarità

simbolo δ, e la sua deviazione percentuale δ/S, si applica solo al lato corto. Fare riferimento alla norma ISO 10545-2

For oblong tiles with longer edge ≥ 60 cm, and ratio between longer edge and shorter edge ≥ 3, only δ, and percent deviation δ/S,

are applicable. See ISO 10545-2

“WS” MISURA DI FABBRICAZIONE - WORKING SIZE :

1194x1194 . 596x1195 . 197x1195. 596x596 . 297x596 . 500x1100

VALORI “WS” RIFERITI AI CALIBRI DI PRODUZIONE: 120x120** (6), 60x120 (6), 20x120 (6), 60x60 (6), 30x60 (6), 50x110 (6)

VALUES “WS” RELATED TO THE PRODUCTION CALIPERS: 120x120** (6), 60x120 (6), 20x120 (6), 60x60 (6), 30x60 (6), 50x110 (6)

MISURE, PESI ED IMBALLI

SIZE, WEIGHT AND PACKAGING . FORMATS, POIDS ET EMBALLAGES .

MASSE, GEWICHTE UND VERPACKUNGEN . MEDIDAS, PESOS Y EMBALAJES

FORMATO size format formato	spessore						
		PZ/SCATOLA pieces/box pièces/bôte stück/karton pzas/caja	MQ/SCATOLA mq/box mq/bôte mq/karton mq/caja	KG/SCATOLA kg/box kg/bôte kg/karton kg/caja	MQ/PALLET mq/pallet mq/pallet mq/pallet	KG/PALLET kg/pallet kg/pallet kg/pallet kg/pallet	SCATOLA/PALLET box/pallet bôte/pallet karton/pallet caja/pallet
120x120**	9,0 mm	2	2,86	≈ 60,75	57,12	≈ 1228	20
60x120	9,0 mm	2	1,44	≈ 32,53	21,60	≈ 500,95	15
20x120	9,0 mm	6	1,44	≈ 29,13	51,84	≈ 1061,68	36
60x60	9,0 mm	3	1,08	≈ 23,75	43,20	≈ 963	40
30x60	9,0 mm	6	1,08	≈ 23,75	43,20	≈ 963	40
25x21,6 esagona	9,0 mm	29	1,18	≈ 23,36	42,37	≈ 853,96	36
50x110 3D	10,0 mm	3	1,65	≈ 29,00	54,45	≈ 970	33
7,5x30	8,5 mm	48	1,08	≈ 19,02	51,84	≈ 925,96	48
7,2x60 batt	-	10	ml 6,00	≈ 10,22	-	-	-

**Misura Nominale - Nominal Size: 1195x1195 mm

CARATTERISTICHE TECNICHE

PASTA BIANCA - STANDARD EN 14411 ISO 13006 ANNEX L GRUPPO BIII, E_B > 10 %

TECHNICAL FEATURES - WHITE BODY - STANDARDS EN 14411 ISO 13006 ANNEX L GROUP BIII, E_B > 10 %

		CARATTERISTICA TECNICA TECHNICAL FEATURES	NORME SPECIFICATION	VALORE PRESCRITTO VALUES REQUIRED EN 14411 - ISO 13006 BIII (GL)	*VALORE MEDIO KEOPE *AVARAGE KEOPE VALUES
DIMENSIONI SIZES		LUNGHEZZA E LARGHEZZA LENGHT AND WIDTH	ISO 10545-2	± 0,5 % max 2 mm	CONFORME IN ACCORDANCE
		SPESSORE THICKNESS		± 10 % max 0,5 mm	CONFORME IN ACCORDANCE
		ORTOGONALITÀ RECTANGULARITY		± 0,5 % max 2 mm	CONFORME IN ACCORDANCE
		RETTILINEARITÀ DEGLI SPIGOLI STRAIGHTNESS OF SIDES		± 0,3 % max 1,5 mm	CONFORME IN ACCORDANCE
		PLANARITÀ SURFACE FLATNESS		± 0,5 % (max 2,0 mm) - 0,3 % (max-1,5 mm)	CONFORME IN ACCORDANCE
		ASPETTO DELLA SUPERFICIE % SENZA DIFETTI NEL LOTTO DI PROVA QUALITY OF THE SURFACE FAULTLESS % WHIT IN THE SAMPLE LOT		≥ 95 %	CONFORME IN ACCORDANCE
STRUTTURA STRUCTURE		ASSORBIMENTO D'ACQUA - VALORE MEDIO % WATER ABSORPTION	ISO 10545-3	>10 %	CONFORME IN ACCORDANCE
		FORZA DI ROTTURA BREAKING STRENGHT	ISO 10545-4	S ≥ 600 N	CONFORME IN ACCORDANCE
		RESISTENZA ALLA FLESSIONE BENDING STRENGHT		R ≥ 12	CONFORME IN ACCORDANCE
SBALZI TERMICI THERMAL SHOCK		RESISTENZA AGLI SBALZI TERMICI THERMAL SHOCK RESISTANCE	ISO 10545-9	CONFORME IN ACCORDANCE	CONFORME IN ACCORDANCE
SUPERFICIE SURFACE		RESISTENZA AL CAVILLO CRAZING RESISTANCE	ISO 10545-11	CONFORME IN ACCORDANCE	CONFORME IN ACCORDANCE
		RESISTENZA AI PRODOTTI CHIMICI DI USO DOMESTICO E AGLI ADDITIVI PER PISCINA RESISTANCE TO HOUSEHOLD CHEMICALS AND SWIMMING POOL SALTS	ISO 10545-13	GB MIN.	CONFORME IN ACCORDANCE
	RESISTENZA A BASSE CONCENTRAZIONI DI ACIDI ED ALCALI RESISTANCE TO LOW CONCENTRATIONS OF ACIDS AND ALKALIS	SECONDO LA CLASSIFICAZIONE INDICATA DAL FABBRICANTE ACCORDING TO CLASSIFICATION INDICATED BY THE MANUFACTURER		GB MIN.	
		RESISTENZA ALLE MACCHIE RESISTANCE TO STAINING	ISO 10545-14	MINIMUM CLASS 3	5

*VALORI MEDI RIFERITI A PROVE FATTE NEGLI ULTIMI 24 MESI - AVERAGE VALUES REFER TO TEST DONE IN THE PREVIOUS 24 MONTHS

Posa, Stuccatura e Pulizia

Tiling, Grouted and Cleaning

Posa:

Una corretta posa in opera, seguendo alcune semplici regole, garantirà un perfetto risultato finale:

- 1) controllare la planarità delle pareti da rivestire;
- 2) posare il prodotto miscelando il materiale prelevato da più scatole;
- 3) maneggiare con cura il prodotto prima e durante la posa;
- 4) Ceramiche Keope consiglia di utilizzare esclusivamente adesivi di classe C2 secondo la normativa europea EN 12004. Utilizzare collanti bianchi per rivestimenti ceramici antiscivolamento. Per un risultato ottimale aggiungere un elasticizzante avendo cura di seguire scrupolosamente le indicazioni del produttore, occorre applicare uno strato omogeneo del collante sul sottofondo. Lo spessore del collante può essere regolato utilizzando il lato dentato del frattazzo.

Pulizia:

Utilizzare strumenti per la pulizia perfettamente puliti. Sciacquare sempre le superfici. Per lavaggi frequenti utilizzare semplicemente acqua pulita.

Rivestimento

PREMESSA IMPORTANTE: PER POSA E STUCCATURA RIVOLGERSI A POSATORI PROFESSIONISTI.

Tiling:

Follow the simple rules below to guarantee perfect tiling results:

- 1) Check the walls that are going to be tiled are flat;
- 2) Mix the tiles during tiling by taking them from several boxes
- 3) Handle the tiles with care before and during tiling.
- 4) For installing its wall tiles, Ceramiche Keope recommends the use of class C2 adhesives, in compliance with the European standard EN 12004. Specifically recommended is a white glue for non-slip ceramic covering materials. For top-class results, add an elasticator, taking care to follow the manufacturer's instructions to the letter, and apply an even layer of glue on the underside of the tile. The thickness of the glue can be adjusted using the toothed side of the trowel.

Cleaning:

Use cleaning tools that are perfectly clean themselves. Always rinse off surfaces. Use clean water alone if the surface is washed frequently.

Wall tiles

IMPORTANT NOTE: TILES SHOULD BE LAID AND GROUTED ONLY BY PROFESSIONAL TILE LAYERS.